


African Methodist Episcopal Church
Connectional Women's
Missionary Society
Executive Board Meeting



Multi-generational Teambuilding and Leadership Development

Facilitators

*Jacqueline Cochran, Ed.D., Charolotte Ned,
Myesha Gholstons, Rosie Jones, Alyson Strafford*



Workshop Agenda

- Overview of Workshop
- Introduction ~ *Leadership Skills and Styles*
- Personal Reflection/Discussion ~ *Self Assessment of Leadership Skills*
- Practicum ~ *Ball Rolling Exercise*
- Presentation and Reflective Survey ~ *Five Dysfunctions of a Team*
- Research ~ *Gifts of Leadership*
- Closing ~ *Sharing Our Gifts*





Leadership Advance (Pages 2-3)

Principles

1. Reflecting on the Fruits of the Spirit
 2. Finding Spiritual Gifts
 3. Expanding Servant Leadership
 4. Sustaining Global Missionary Projects
 5. Developing Program-based Budgeting
-



Introduction

Leadership Skills and Styles




Leadership Traits

What stereo-types are attributed to each animal?



Stereo-typical Traits?





What stereo-types are attributed to the Fox?





What stereo-types are attributed to the Eagle?






What stereo-types are attributed to Bees?





What stereo-types are attributed to the Lion?





Who Are You?

(...as a leader)

Self-Reflection Activity



Personal Reflection/Discussion

(Pages 4-5 Workshop Packet)

Self Assessment of Leadership Skills

- Read over the list of leadership attributes
- Select the 10 that best match your strengths as a member of a group.
- Compile your score





Resourceful (Fox)


- ❑ Clever
- ❑ Knowledgeable
- ❑ Quick
- ❑ Resourceful
- ❑ Skillful





Visionary (Eagle)

- Visionary
- Futurist
- Perceptive
- Imaginative
- Watchful





Collaborative (Ants)

- ❑ Provider/Supplier
- ❑ Collaborator
- ❑ Worker
- ❑ Cooperative
- ❑ Team Player





Manager (Lion)

- ❑ Leader
- ❑ Manager
- ❑ Monitor
- ❑ Director





Leveraging Our Skills

What do you contribute?

Resourceful Foxes

Collaborative Ants

Visionary Eagles

Managing Lions



Leveraging Our Skills




**What do you
need?**

**Managing Lions from
Collaborative Ants?**

**Collaborative Ants
from Visionary
Eagles?**

**Visionary Eagles from
Resourceful
Foxes?**

**Resourceful Foxes
from Managing
Lions**



Practicum

Ball Rolling Exercise



Ball Rolling Exercise

- ❑ Form Teams of 11 people.
 - ❑ Pin on a color tag.
 - ❑ Read over directions.
 - ❑ Follow directions and line up.
 - ❑ Pass the ball.
 - ❑ Celebrate!
 - ❑ Debrief. **Select a person to record and respond for your team.**
-



Presentation (Pages 6-7)

Five Dysfunctions of a Team



Five Dysfunctions of a Team

- Absence of Trust**
 - Fear of Conflict**
 - Lack of Commitment**
 - Avoidance of Accountability**
 - Inattention to Results**
-



Truly cohesive teams are obvious...

1. They trust one another.
 2. **They engage in unfiltered conflict around ideas**
 3. They commit to decisions and plans of actions.
 4. **They hold one another accountable for delivering against those plans.**
 5. They focus on the achievement of collective results.
-



Trust

**What do we need to
build trust?**



Research (Page 8)

Gifts of Leadership

Authorship

Significance

Power

Love



Authorship

Authorship is the sheer joy of creating something of lasting value; to place your name on something good.



Significance

Significance is the feeling of self worth that comes from working with others on something noteworthy. It is the powerful sense of accomplishment.



Power

The gift of power empowers people, can sometimes be risky but can have huge payoffs. The key is timing and sincerity. There are also mammoth downsides to giving power when it is win-lose situation. In a win-win situation people feel included.



Love

Love is the willingness to reach out and open one's heart. When you show people you care they will reciprocate. Caring begins with knowing about others. It means listening, understanding and accepting.



Gifts of Leadership

Authorship Significance

Power

Love




Gift Giving Time

- Select one gift
 - Select one person
 - Re-read the paragraph for the gift you are giving. (Page 6) Prepare your verbal gift.
 - Find the person and give the gift.
-



Thank you for your
love and
participation!



Give a hug!
