

Cornerstone Family,

The Long Range Planning Committee has analyzed almost 400 pages of information you provided for us. 178 of you took our recent Church Ministry Analysis Survey with 131 of you completing it in its entirety. As we examined your responses we noted a number of areas that were very encouraging and some areas where you think our church needs to improve.

There were areas you indicated were strong or positive:

- First, there was an overall positive view of our church staff and lay leadership.
- There was a spoken expectation that our church be a Word-focused church where the Word of God is clearly taught, preached, and honored.
- Missions support was clearly seen as a strength of our church.
- An encouraging theme that was noted by our committee was that there was significant agreement among you that Cornerstone needs to change in some areas and is willing to make those changes if they are clearly presented.

Conversely, there were areas you thought our church could improve. The three most significant of these areas were:

- The need for better and more effective communication.
- The need for more effective community outreach.
- The need for a compelling, unifying vision for the future ministry of our church.

Other areas that were indicated by the survey as areas to improve referred to:

- The lack of a defined children's ministry leader.
- The number and structure of the Sunday evening services. These responses did not seem to discount the value of the discipleship groups currently offered but seemed to indicate the desire for an option on Sunday evenings for those who choose not to participate in a small group setting.
- Worship was also mentioned in several instances and while the overall view of our worship service was good (refer to question #50 of the survey where 80% rated worship as a 1,2, or 3), there were some people who preferred a more traditional worship style and others who wanted a more contemporary worship style.

Please accept this summary and the accompanying survey results as a first step from the Long Range Planning Committee as we seek to move forward in defining our church's identity. The Long Range Planning Committee will be available following the Sunday morning service on March 21, 2010 to answer any questions that you may have. In the near future, we will:

- Meet with our staff, and church leaders to discuss our core values.
- Work with Pastor Tim to refine the overall vision for our church.
- Formulate/refine our mission statement.
- Examine the demographic make-up of our community.

Then this process will culminate with a long range plan that incorporates the results of this survey, our church values, vision, mission, and the needs of our community into a cohesive ministry plan for our church.

We ask for your continued prayers and we commit to keep you informed regarding our process.

Respectfully submitted,

Tim Jernigan

Cheryl Brown

Sandra Duncan

Ken Funderburk

Timothy Hales

Terry Miller

Josh Parrish

Donna Smith

Several questions in the Church Ministry Analysis were open-ended questions that could not be displayed in the graphs. These questions are summarized in the following pages.

Question #17

What are one or two reasons why the church is in its current condition?

There were 116 responses to this question. Approximately thirty percent of the responses stated that the changes in the pastoral leadership over the past seven years are a reason for our present condition. Other responses were lack of commitment by our members (13%), the present economic conditions (9%), the lack of outreach to our community (8%), and loss of unifying focus (4%).

Question #18

Identify several of the church's primary strengths (What is it doing well)?

There were 115 responses to this question. Thirty percent of the responses indicated that Upward, Scenes of Christmas, and special community focused outreach events were primary strengths. Twenty percent of those responding indicated that preaching and teaching ministries including Sunday School and small groups were strengths. Other strengths listed include our friendliness (19%), our new pastor (15%) and mission emphasis (9%).

Question #19

Identify some of the church's primary weaknesses (What is it doing poorly or not at all)?

There were 115 responses to this question. The most frequently listed concern was the need for a more effective outreach to our community (28%). The lack of a defined leader in our children's department (16%), and the lack of support for our youth programs (10%), was often stated as weaknesses in our church. The survey results also indicated that music (9%), communication (7%), and worship style (5%) are considered areas of weakness by some of our members.

Question # 35

Identify two or three of the church's greatest needs in order of importance.

There were 114 responses to this question. The most frequently listed need was for a stronger youth department (16%). The number two need was regarding the children's department in that there is a definite need for a children's minister and for more workers (15%). Finances were the third highest area where a need was expressed (9%). Many of these would like to see the church get out of debt so that we would be free to assist financially in other areas such as missions and minister to the needs of the community (low income families, single moms and the elderly). Commitment to tithing by the membership also was part of this need.

Question # 36

What do the majority of people expect from the church?

There were 107 responses to this question. These responses strongly indicate that they expect The Word of God to be preached (35%). The other primary expectations included spiritual growth (15%), supportive leadership and a place to worship and serve (10%).

Question # 38

What is the church's vision?

There were 93 responses. Fifty-six percent of the responses stated that the church's vision was connecting people to Christ, to His church, and to the community. Other responses included seeking God's will for the church, and to communicate God's love.

Question # 40

What is the church's mission?

There were 88 responses to this question. Fifty-five percent of the responses see the church's mission as reaching others for Christ. Other responses included ministry to its people, spreading the love and word of God, and to develop disciples.

Question # 56

What are some of the church's key traditions?

There were 87 responses to this question with a wide range of answers. Approximately 32% of the responses indicated that the Scenes of Christmas was our number one tradition. Other responses included but not limited to: involvement in Missions whether serving or giving to the Lottie Moon and/or Annie Armstrong offerings (18%); Christmas Eve Service (14%); Upward Basketball and the Easter Sunrise Service (12%).

Question # 57

Who are the church's heroes?

There were 81 responses to this question and again there was a very wide range of answers. Approximately 26% of the responses indicate that our staff (both past and present) is their hero. Other responses included but not limited to: Non-Staff Workers (teachers, Deacons, volunteers) (19%) and God or Christ (14%).

Question # 58

What are the church's expectations to it's people?

There were 86 responses to this question with 47% of the responses indicate that we are to reach out to all. Their responses indicate that we should do this by the life we live, discipleship, and showing love to others as Christ loved us. Other responses were: Involvement in the church (31%); tithe (13%); and regular attendance (10%).

Question # 59

What are some primary norms (do's & don'ts) of church?

There were 53 responses to this question. Twenty-one percent of the responses indicate that we are to worship reverently and be respectful in the church and treat it as a House of Worship. Fifteen percent indicated that we are to be faithful in our attendance and to pray for one another. Another fifteen percent indicated that we are not to drink alcohol. Thirteen percent state we are to be diligent in greeting visitors.

Question # 60

What isn't thinkable/discussable in your church?

There were 64 responses to this question. Approximately nineteen percent of the responses agreed that there is nothing off limits, everything is discussable. Other responses include but not limited to homosexual related topics (15%), music program (11%), and change in worship style (7%).

Question #66

What traditions are hampering effective ministry?

There were 59 responses to this question. Approximately 29% of the responses indicated that our music and/or style of worship are hampering our ministry. The comments were divided between those who felt the more traditional worship style was hindering the ministry and those who felt that the more contemporary worship style was hindering it. This was followed by the reluctance to make the necessary changes in order to meet the needs of the community around us (8%). Three percent indicate that our lack of structured/consistent Sunday evening services was also preventing us from effective ministry.

Question # 80

What are the top 3 or 4 needs of this community?

There were 89 responses to this question. Approximately thirty-two percent of the responses indicated a need for Christ. Other responses included basic needs (food, shelter) (16%), financial help (11%), and employment needs (10%).

Question #81

What does the community value most?

There were 68 responses to this question. The responses were almost equally divided with those that state family (12%) and employment (12%) were what they value most. Other responses include love and relationships (9%) and security/safety (3%) were valuable to them.

Question #82





What does the community want most out of life?







There were 68 responses to this question with a wide range of answers. Approximately 26% stated that they feel the community wants to be viewed with respect and to be loved. Other responses include job security and financial security (25%) as well as a safe and secure environment (16%).






Church Ministry Analysis



1. Your gender?			
		Response Percent	Response Count
Male		42.4%	75
Female		57.6%	102
		<i>answered question</i>	177
		<i>skipped question</i>	1

2. Your age in years?			
		Response Percent	Response Count
Under 18		2.8%	5
18-24		0.6%	1
25-34		13.6%	24
35-44		10.2%	18
45-54		16.4%	29
55-64		27.1%	48
65 and over		29.4%	52
		<i>answered question</i>	177
		<i>skipped question</i>	1

3. Your current marital status?			
		Response Percent	Response Count
Single		8.5%	15
Married		83.0%	146
Divorced		4.0%	7
Widowed		4.5%	8
		<i>answered question</i>	176
		<i>skipped question</i>	2

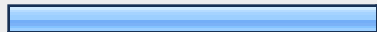
4. If you have children, how many do you have?			
		Response Percent	Response Count
1		20.0%	35
2		31.4%	55
3		21.1%	37
4		8.6%	15
5 or more		2.9%	5
None		16.0%	28
		<i>answered question</i>	175
		<i>skipped question</i>	3



5. How long have you been attending this church?			
		Response Percent	Response Count
1 year or less		6.8%	12
2-5 years		23.7%	42
6-10 years		11.9%	21
11-20 years		26.0%	46
Over 20 years		31.6%	56
		<i>answered question</i>	177
		<i>skipped question</i>	1






6. Did you tithe regularly to this church last year?			
		Response Percent	Response Count
Yes		80.0%	140
No		20.0%	35
		<i>answered question</i>	175
		<i>skipped question</i>	3






7. About how far do you live from this church?			
		Response Percent	Response Count
Less than a mile		4.0%	7
1-2 miles		18.1%	32
3-5 miles		26.0%	46
6-10 miles		38.4%	68
More than 10 miles		13.6%	24
		<i>answered question</i>	177
		<i>skipped question</i>	1










8. On average, how often do you attend church?			
		Response Percent	Response Count
Every week		93.1%	162
Every other week		1.1%	2
3 times per month		3.4%	6
Once per month		1.7%	3
Rarely/never		0.6%	1
		<i>answered question</i>	174
		<i>skipped question</i>	4





9. Are you in an official position of leadership within this church?			
		Response Percent	Response Count
Official Position of Leadership (Staff, Deacon, Teacher, Committee Chair, Etc.)		43.4%	76
No		56.6%	99
<i>answered question</i>			175
<i>skipped question</i>			3



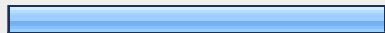

10. Are you a member of this church?			
		Response Percent	Response Count
Yes		96.6%	170
No		3.4%	6
<i>answered question</i>			176
<i>skipped question</i>			2

11. What is your level of education?			
		Response Percent	Response Count
Less Than 12 Years/Student		5.7%	10
High School Diploma		16.6%	29
Some College		32.0%	56
College Degree		40.0%	70
Graduate Degree		5.7%	10
<i>answered question</i>			175
<i>skipped question</i>			3

12. What is your annual household income?			
		Response Percent	Response Count
Less than \$25,000		7.0%	11
\$25,000 - \$50,000		31.2%	49
\$50,000 - \$75,000		31.2%	49
\$75,000 - 100,000		20.4%	32
Over \$100,000		10.2%	16
		answered question	157
		skipped question	21

13. Select the number on the graphic below that best represents where your church is in it's life cycle			
		Response Percent	Response Count
1		0.0%	0
2		1.5%	2
3		6.8%	9
4		12.1%	16
5		6.8%	9
6		18.9%	25
7		25.8%	34
8		21.2%	28
9		6.1%	8
10		0.8%	1
11		0.0%	0
		answered question	132
		skipped question	46

14. Is attendance at the morning worship service is growing, plateaued, declining?			
		Response Percent	Response Count
Growing		27.5%	38
Plateaued		31.2%	43
Declining		35.5%	49
Don't know		5.8%	8
Comments:			25
answered question			138
skipped question			40


15. Is financial giving to the church has increased, plateaued, declined?			
		Response Percent	Response Count
Increased		5.8%	8
Plateaued		22.6%	31
Declined		57.7%	79
Don't know		13.9%	19
Comments:			21
answered question			137
skipped question			41







16. If the church's attendance is declining, how much longer can the church survive?				
			Response Percent	Response Count
One year			0.8%	1
Two to five years			20.3%	24
Five to ten years			23.7%	28
More than 10 years			7.6%	9
Don't know			47.5%	56
			Comments:	14
			answered question	118
			skipped question	60






17. What are one or two reasons why the church is in its current condition?				
			Response Count	
			116	
			answered question	116
			skipped question	62






18. Identify several of the church's primary strengths (What is it doing well)?				
			Response Count	
			115	
			answered question	115
			skipped question	63






19. Identify some of the church's primary weaknesses (What is it doing poorly or not at all)?		
		Response Count
		114
	<i>answered question</i>	114
	<i>skipped question</i>	64

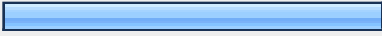




20. The Non-Staff Leadership consist mostly of people who are doing a good job.			
		Response Percent	Response Count
True	1 	40.0%	54
	2 	21.5%	29
	3 	26.7%	36
	4 	4.4%	6
False	5 	1.5%	2
Don't Know	0 	5.9%	8
		Comments:	24
		<i>answered question</i>	135
		<i>skipped question</i>	43







21. The Non-Staff Leadership does not address needed changes.			Response Percent	Response Count
True 1			10.0%	13
2			17.7%	23
3			17.7%	23
4			18.5%	24
False 5			16.9%	22
Don't Know 0			19.2%	25
			Comments:	20
			<i>answered question</i>	130
			<i>skipped question</i>	48





22. The senior pastor is an excellent leader.			Response Percent	Response Count
True 1			45.0%	58
2			32.6%	42
3			11.6%	15
4			6.2%	8
False 5			0.0%	0
Don't Know 0			4.7%	6
			Comments:	27
			<i>answered question</i>	129
			<i>skipped question</i>	49






23. The senior pastor performs his ministry well.			Response Percent	Response Count
True 1			56.1%	74
2			28.0%	37
3			9.8%	13
4			4.5%	6
False 5			0.0%	0
Don't Know 0			1.5%	2
			Comments:	20
			answered question	132
			skipped question	46





24. The senior pastor relates well to people.			Response Percent	Response Count
True 1			63.9%	85
2			20.3%	27
3			12.8%	17
4			1.5%	2
False 5			0.0%	0
Don't Know 0			1.5%	2
			Comments:	16
			answered question	133
			skipped question	45




25. The senior pastor is a good communicator.			Response Percent	Response Count
True 1			58.1%	79
2			27.2%	37
3			12.5%	17
4			1.5%	2
False 5			0.0%	0
Don't Know 0			0.7%	1
			Comments:	7
			answered question	136
			skipped question	42


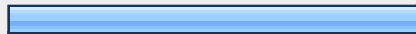


26. Other staff consists mostly of leaders who perform their ministries well.			Response Percent	Response Count
True 1			37.8%	51
2			27.4%	37
3			16.3%	22
4			10.4%	14
False 5			4.4%	6
Don't Know 0			3.7%	5
			Comments:	21
			answered question	135
			skipped question	43






27. What is the church's average worship attendance?			
		Response Percent	Response Count
Over 500		0.0%	0
250 to 500		37.0%	51
100 to 250		48.6%	67
Less than 100		2.2%	3
Less than 50		0.0%	0
Don't know		12.3%	17
Comments:			10
answered question			138
skipped question			40





28. The majority of people in the church belong to which age group?			
		Response Percent	Response Count
0-10		0.0%	0
11-20		0.0%	0
21-30		0.0%	0
31-40		8.8%	12
41-50		23.5%	32
51-60		29.4%	40
60 and above		16.9%	23
Don't know		21.3%	29
Comments:			18
answered question			136
skipped question			42






29. What does the age of the people in this church say about the future of the church?			
		Response Percent	Response Count
Good future		17.5%	24
Average future		39.4%	54
Poor future		26.3%	36
No future		1.5%	2
Don't know		15.3%	21
Comments:			22
<i>answered question</i>			137
<i>skipped question</i>			41

30. Are there more men or women in the church?			
		Response Percent	Response Count
Men		4.3%	6
Women		59.4%	82
Don't know		36.2%	50
Comments:			11
<i>answered question</i>			138
<i>skipped question</i>			40

31. What is the average level of education of the people in the church?			
		Response Percent	Response Count
College		3.0%	4
College & high school		63.0%	85
High school		12.6%	17
Elementary school		0.0%	0
Don't know		21.5%	29
		Comments:	2
		<i>answered question</i>	135
		<i>skipped question</i>	43







32. What do the majority do for employment?			
		Response Percent	Response Count
White collar		5.1%	7
Blue collar		5.8%	8
Combination		70.1%	96
Retired		1.5%	2
Don't know		17.5%	24
		Comments:	2
		<i>answered question</i>	137
		<i>skipped question</i>	41

33. What is the average annual household income of the people in this church?			
		Response Percent	Response Count
Less than \$25,000		0.0%	0
\$25,000 - \$50,000		14.7%	20
\$50,000 - \$75,000		40.4%	55
\$75,000 - \$100,000		8.1%	11
Over \$100,000		0.0%	0
Don't know		36.8%	50
		Comments:	6
		answered question	136
		skipped question	42






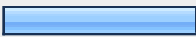
34. What is the church's average family status?			
		Response Percent	Response Count
Married with children		56.6%	77
Married		27.9%	38
Single with children		0.7%	1
Single		0.7%	1
Don't know		14.0%	19
		Comments:	2
		answered question	136
		skipped question	42

35. Identify two or three of the church's greatest needs in order of importance:		
		Response Count
		114
		answered question 114
		skipped question 64







36. What do the majority of people expect from the church?		
		Response Count
		107
		answered question 107
		skipped question 71



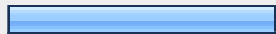



37. The church has a clear vision statement?			
		Response Percent	Response Count
True 1		32.1%	43
2		18.7%	25
3		14.2%	19
4		8.2%	11
False 5		7.5%	10
Don't Know 0		19.4%	26
		Comments:	14
		answered question	134
		skipped question	44





38. What is the church's vision?		
		Response Count
		93
		<i>answered question</i> 93
		<i>skipped question</i> 85







39. The church has a compelling mission statement.			
		Response Percent	Response Count
True 1		33.1%	43
2		13.8%	18
3		13.8%	18
4		8.5%	11
False 5		1.5%	2
Don't Know 0		29.2%	38
		Comments:	7
		<i>answered question</i>	130
		<i>skipped question</i>	48







40. What is the church's mission?		
		Response Count
		87
		<i>answered question</i> 87
		<i>skipped question</i> 91



41. The congregation knows well the church's mission and/or vision statement.				
			Response Percent	Response Count
True 1		11.2%	14	
2		9.6%	12	
3		28.8%	36	
4		19.2%	24	
False 5		27.2%	34	
Not Applicable 0		4.0%	5	
			Comments:	15
			answered question	125
			skipped question	53

42. The church is accomplishing well it's mission and/or vision statement.				
			Response Percent	Response Count
True 1		7.5%	9	
2		10.8%	13	
3		40.8%	49	
4		19.2%	23	
False 5		11.7%	14	
Not Applicable 0		10.0%	12	
			Comments:	12
			answered question	120
			skipped question	58


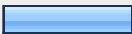
43. Who is the church attempting to reach (who is it ministering to)?				
			Response Percent	Response Count
Primarily Christians		18.0%	24	
Primarily non-Christians		12.0%	16	
Both		65.4%	87	
Don't know		4.5%	6	
			Comments:	19
			<i>answered question</i>	133
			<i>skipped question</i>	45






44. The church has a clear strategy for making and maturing disciples.				
			Response Percent	Response Count
True 1		16.5%	22	
2		15.8%	21	
3		32.3%	43	
4		15.8%	21	
False 5		6.8%	9	
Don't know 0		12.8%	17	
			Comments:	11
			<i>answered question</i>	133
			<i>skipped question</i>	45



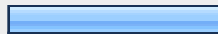


45. The church is making and maturing disciples.			Response Percent	Response Count
True 1			10.0%	13
2			23.1%	30
3			33.1%	43
4			20.8%	27
False 5			3.1%	4
Don't know 0			10.0%	13
			Comments:	13
			answered question	130
			skipped question	48

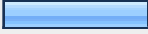





46. The people as well as the staff are involved in the church's ministry.			Response Percent	Response Count
True 1			18.3%	24
2			31.3%	41
3			33.6%	44
4			13.0%	17
False 5			2.3%	3
Don't know 0			1.5%	2
			Comments:	23
			answered question	131
			skipped question	47



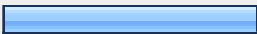



47. The church is reaching unchurched, lost people from the community for Christ.			Response Percent	Response Count
True 1			15.5%	20
2			22.5%	29
3			28.7%	37
4			24.0%	31
False 5			6.2%	8
Don't know 0			3.1%	4
			Comments:	20
			answered question	129
			skipped question	49

48. The church is involved in reaching the world for Christ (foreign missions).			Response Percent	Response Count
True 1			48.5%	63
2			23.8%	31
3			19.2%	25
4			3.1%	4
False 5			1.5%	2
Don't know 0			3.8%	5
			Comments:	18
			answered question	130
			skipped question	48

49. The church desires to reach lost people.			Response Percent	Response Count
True 1			53.4%	70
2			25.2%	33
3			14.5%	19
4			6.1%	8
False 5			0.0%	0
Don't know 0			0.8%	1
			Comments:	11
			answered question	131
			skipped question	47







50. The church's worship is vibrant and inspiring.			Response Percent	Response Count
True 1			20.3%	26
2			28.1%	36
3			32.0%	41
4			11.7%	15
False 5			7.8%	10
Don't know 0			0.0%	0
			Comments:	31
			answered question	128
			skipped question	50

51. The leadership staff empowers the congregation for ministry.			Response Percent	Response Count
True 1			21.9%	28
2			30.5%	39
3			28.9%	37
4			10.2%	13
False 5			3.1%	4
Don't know 0			5.5%	7
			Comments:	13
			<i>answered question</i>	128
			<i>skipped question</i>	50

52. People in this church are living a vibrant spiritual life.			Response Percent	Response Count
True 1			8.4%	11
2			26.7%	35
3			38.9%	51
4			9.9%	13
False 5			4.6%	6
Don't know 0			11.5%	15
			Comments:	15
			<i>answered question</i>	131
			<i>skipped question</i>	47

53. People are not discovering and using their gifts for ministry in the church.			Response Percent	Response Count
True 1			19.1%	25
2			22.1%	29
3			32.8%	43
4			13.7%	18
False 5			3.8%	5
Don't know 0			8.4%	11
			Comments:	17
			<i>answered question</i>	131
			<i>skipped question</i>	47

54. The church has small group ministries to meet people's needs for community.			Response Percent	Response Count
True 1			20.0%	26
2			27.7%	36
3			23.1%	30
4			9.2%	12
False 5			12.3%	16
Don't know 0			7.7%	10
			Comments	13
			<i>answered question</i>	130
			<i>skipped question</i>	48

55. People do not apply the Bible to their lives.			Response Percent	Response Count
True 1			9.4%	12
2			18.0%	23
3			23.4%	30
4			14.1%	18
False 5			14.8%	19
Don't know 0			20.3%	26
			Comments:	13
			answered question	128
			skipped question	50

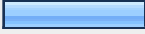





56. What are some of the church's key traditions?			Response Count
			85
			answered question
			85
			skipped question
			93



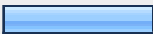



57. Who are the church's heros?			Response Count
			81
			answered question
			81
			skipped question
			97







58. What are the church's expectations of its people?		Response Count
		86
	<i>answered question</i>	86
	<i>skipped question</i>	92



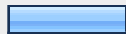


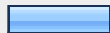
59. What are some primary norms (dos and don'ts) of the church?		Response Count
		53
	<i>answered question</i>	53
	<i>skipped question</i>	125







60. What isn't thinkable/discussable in your church?		Response Count
		64
	<i>answered question</i>	64
	<i>skipped question</i>	114

61. The church is willing to make whatever changes are necessary to have more effective ministry for Christ.			Response Percent	Response Count
True 1			21.4%	28
2			16.8%	22
3			25.2%	33
4			15.3%	20
False 5			11.5%	15
Don't know 0			9.9%	13
			Comments:	21
			answered question	131
			skipped question	47





62. The church faces its problems.			Response Percent	Response Count
True 1			23.6%	30
2			24.4%	31
3			22.8%	29
4			16.5%	21
False 5			7.9%	10
Don't know 0			4.7%	6
			Comments:	15
			answered question	127
			skipped question	51




63. The church learns from its mistakes.			Response Percent	Response Count
True 1			16.4%	21
2			21.1%	27
3			27.3%	35
4			16.4%	21
False 5			2.3%	3
Don't know 0			16.4%	21
			Comments:	17
			answered question	128
			skipped question	50




64. The church does not condone poor behavior on the part of its people.			Response Percent	Response Count
True 1			22.4%	28
2			35.2%	44
3			17.6%	22
4			7.2%	9
False 5			2.4%	3
Don't know 0			15.2%	19
			Comments:	12
			answered question	125
			skipped question	53







65. There are some people who are blocking effective ministry.			Response Percent	Response Count
True 1			19.1%	25
2			19.1%	25
3			12.2%	16
4			8.4%	11
False 5			14.5%	19
Don't know 0			26.7%	35
			Comments:	20
			<i>answered question</i>	131
			<i>skipped question</i>	47







66. What traditions are hampering effective ministry?			Response Count
			59
			<i>answered question</i>
			59
			<i>skipped question</i>
			119



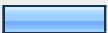




67. Where is the power in the church?			
		Response Percent	Response Count
Non-staff leadership		26.3%	30
The pastor		28.9%	33
Other individual(s)		21.1%	24
Don't know		23.7%	27
Comments:			40
answered question			114
skipped question			64







68. Is the church focused inward on itself or outward on other people?			
		Response Percent	Response Count
Inward		43.9%	54
Outward		39.0%	48
Don't know		17.1%	21
Comments:			24
answered question			123
skipped question			55







69. Is the church flexible or inflexible?			
		Response Percent	Response Count
Flexible		46.4%	58
Inflexible		29.6%	37
Don't know		24.0%	30
Comments:			27
answered question			125
skipped question			53







70. The church is a learning organization (regularly comes up with new ideas).			
		Response Percent	Response Count
True 1		22.0%	28
2		19.7%	25
3		32.3%	41
4		10.2%	13
False 5		7.9%	10
Don't know 0		7.9%	10
Comments:			8
answered question			127
skipped question			51





71. The church is teachable (invites constructive feedback and makes necessary changes).				
			Response Percent	Response Count
True 1		22.7%	29	
2		21.1%	27	
3		32.0%	41	
4		10.2%	13	
False 5		7.0%	9	
Don't know 0		7.0%	9	
			Comments:	13
			answered question	128
			skipped question	50




72. Which age group does the church focus on ministering to?				
			Response Percent	Response Count
0-10		10.5%	11	
11-20		6.7%	7	
21-30		15.2%	16	
31-40		25.7%	27	
41-50		20.0%	21	
51-60		10.5%	11	
60 plus		11.4%	12	
			Comments:	36
			answered question	105
			skipped question	73





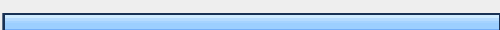
73. The church's energy level (the degree of effort or intensity with which its people pursue ministry) is high.			Response Percent	Response Count
True 1			5.5%	7
2			18.0%	23
3			36.7%	47
4			24.2%	31
False 5			7.8%	10
Don't know 0			7.8%	10
			Comments:	10
			<i>answered question</i>	128
			<i>skipped question</i>	50







74. The church's emotional level is high.			Response Percent	Response Count
True 1			8.5%	11
2			20.8%	27
3			34.6%	45
4			18.5%	24
False 5			6.9%	9
Don't know 0			10.8%	14
			Comments:	8
			<i>answered question</i>	130
			<i>skipped question</i>	48

75. The church usually meets its budget.			Response Percent	Response Count
True 1			3.1%	4
2			13.1%	17
3			14.6%	19
4			16.2%	21
False 5			40.8%	53
Don't know 0			12.3%	16
			Comments:	12
			<i>answered question</i>	130
			<i>skipped question</i>	48

76. What is the general status of the offering?			Response Percent	Response Count
Growing			4.6%	6
Declining			53.8%	70
Plateaued			26.2%	34
Don't know			15.4%	20
			Comments:	11
			<i>answered question</i>	130
			<i>skipped question</i>	48

77. If the offering is declining, how long can the church survive?			
		Response Percent	Response Count
5 years or more		37.5%	36
3-5 years		47.9%	46
1-2 years		14.6%	14
Less than 1 year		0.0%	0
		Comments:	19
		answered question	96
		skipped question	82






78. Who lives in the church's community? Select all that apply.			
		Response Percent	Response Count
African American		41.7%	53
Asian		18.9%	24
Hispanic		40.9%	52
Anglo		26.0%	33
Mixture		76.4%	97
		Comments:	3
		answered question	127
		skipped question	51







79. Chances are good that the church will reach this community for Christ.			Response Percent	Response Count
True 1			16.5%	21
2			18.1%	23
3			30.7%	39
4			18.1%	23
False 5			3.9%	5
Don't Know 0			12.6%	16
			Comments:	19
			answered question	127
			skipped question	51







80. What are the top three or four needs of this community?			Response Count
			89
			answered question
			89
			skipped question
			89







81. What does the community value most?			Response Count
			68
			answered question
			68
			skipped question
			110








82. What does the community want most out of life?		
		Response Count
		68
		answered question 68
		skipped question 110

83. The crime rate is high.			
		Response Percent	Response Count
True 1		22.2%	28
2		27.8%	35
3		27.8%	35
4		8.7%	11
False 5		0.0%	0
Don't Know 0		13.5%	17
		Comments:	5
		answered question	126
		skipped question	52

84. People in the community are interested in this church.			Response Percent	Response Count
True 1			3.2%	4
2			10.3%	13
3			29.4%	37
4			25.4%	32
False 5			11.9%	15
Don't Know 0			19.8%	25
			Comments:	13
			answered question	126
			skipped question	52

85. The people in the community are similar to those in this church.			Response Percent	Response Count
True 1			6.3%	8
2			7.9%	10
3			24.6%	31
4			31.0%	39
False 5			18.3%	23
Don't Know 0			11.9%	15
			Comments:	11
			answered question	126
			skipped question	52

86. With which of the following does the church compete:			
		Response Percent	Response Count
Other church or parachurch ministries?		59.5%	66
Cults or religious groups in the area?		20.7%	23
Movies, TV, leisure activities?		71.2%	79
Athletics (viewed or participative)?		62.2%	69
The marketplace (shopping malls, etc.)		52.3%	58
Others? Who:		5.4%	6
		Other (please specify)	15
		answered question	111
		skipped question	67

87. Which of the following represent opportunities for the church to reach people:			
		Response Percent	Response Count
Unchurched people?		87.6%	106
Unreached people groups?		55.4%	67
New people moving into the community?		86.0%	104
Local schools (high school, trade schools, college)?		63.6%	77
International students?		19.8%	24
Prison/jails?		24.8%	30
Others? Who:		8.3%	10
		Other (please specify)	8
		answered question	121
		skipped question	57

88. Please provide and additional comments that you think would be helpful in the space provided.			
		Response Count	
			46
		answered question	46
		skipped question	132